

Transform | Learn | Create

An Agile Model for Whole-of-Institution LMS Transformation

- Challenges and opportunities in transitioning to next generation learning environments
- Aligning new academic strategies with existing practice and culture
- What opportunities lie ahead for technology enhanced learning



JCU University & Academic Plan 2018-2022

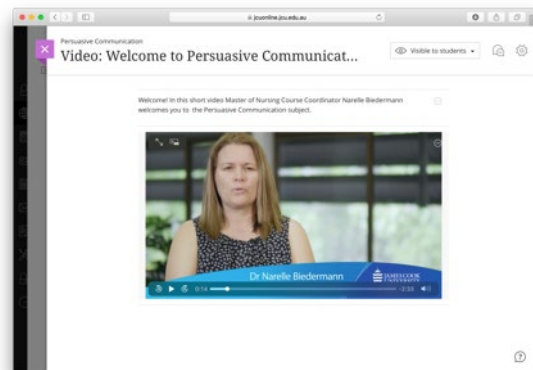
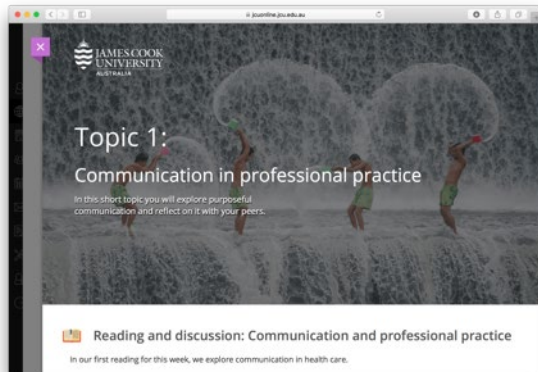
Build a 'OneJCU' Culture

Digitally enable the University

Achieve growth online



1. Established 2nd LMS tenancy on SaaS, Ultra at Base Nav with full Ultra Experience subjects
2. Developed and launched PG Data Science and Nursing Science in Oct 2017, Global MBA 2018 in partnership with 3rd party partner
3. Introduced 6 new study periods and 7 week carousel model
4. **Graduated our first ULTRA students in Aug 2018**



Innovation in Graduate Learning Using Blackboard Ultra – The Keypath/James Cook University Approach

Thurs 12.20pm, Hilton Grand Ballroom A

JCU Online
*new suite of fully
online programs*

\$1.9 Billion in future investment⁷

\$1.75 Billion JCU's contribution to human capital⁷



4,698 employees

On-campus accommodation for over 1,600 students



21,972 students from 108 countries

\$1.3 Billion in assets⁷

\$0.8 Billion JCU's economic impact⁷



5 Stars for skills development³

JCU Daintree Rainforest Observatory




'World class or better' in 35 areas of research⁶

5 Stars for student support³



Top 30 of Modern Universities⁴

JCU Orpheus Island Research Station



403 degrees and diplomas

No. 1 in Australia for employer satisfaction¹



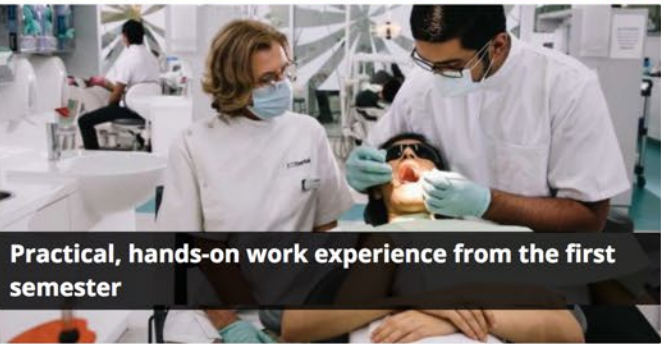
5 Stars for graduate job success³

26 JCU specialised research centres and institutes

5 Stars for full-time employment⁵

Research connections to 124 countries

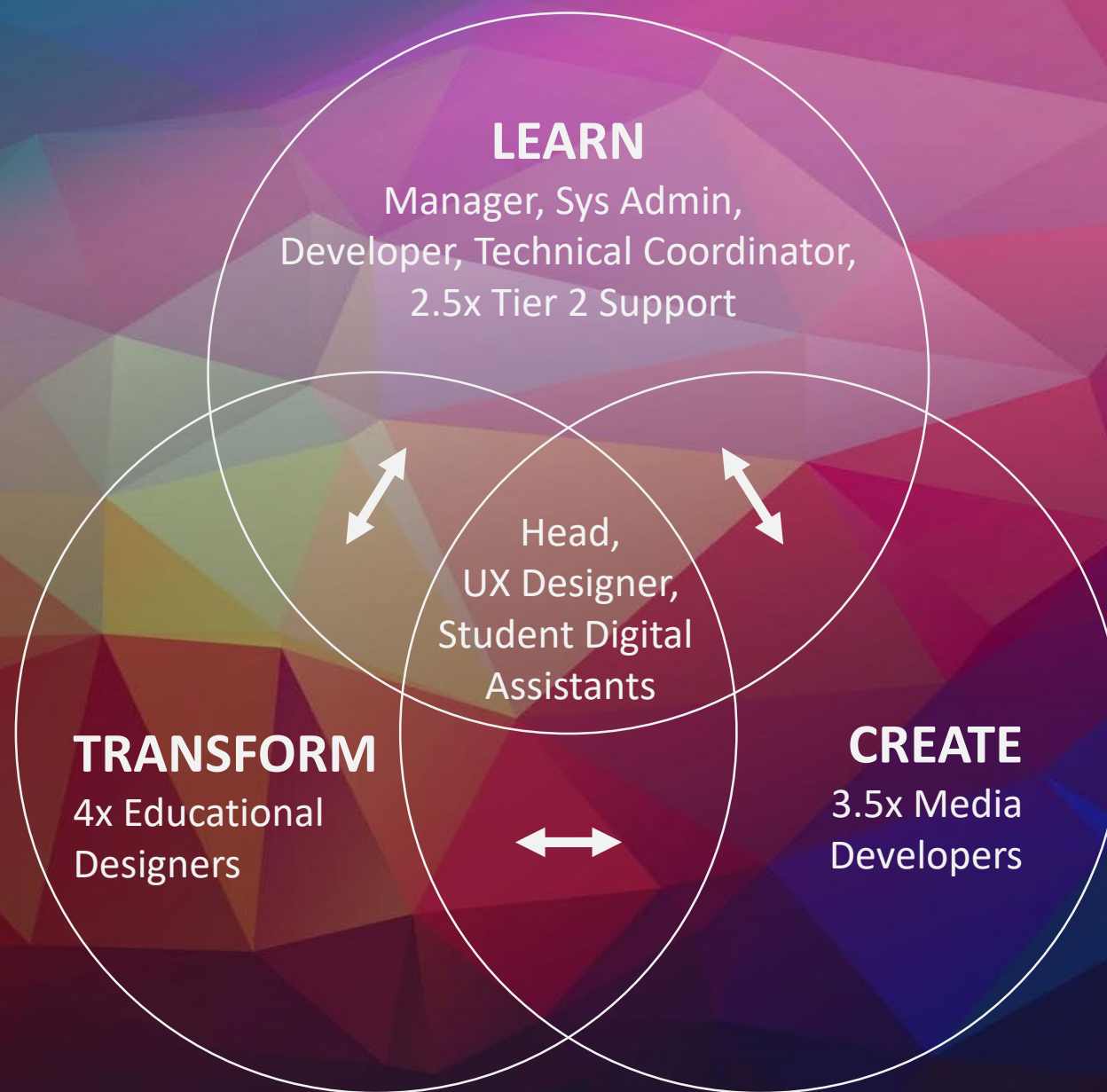
Practical, hands-on work experience from the first semester



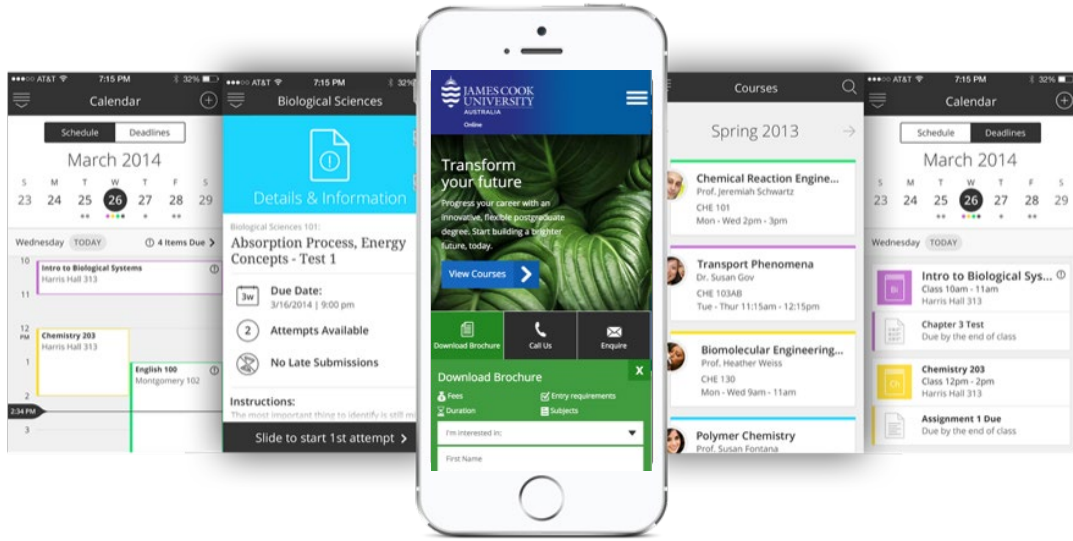
Top 2% JCU's Global Rank²

Learning Environments & Transformations

Our three areas of focus

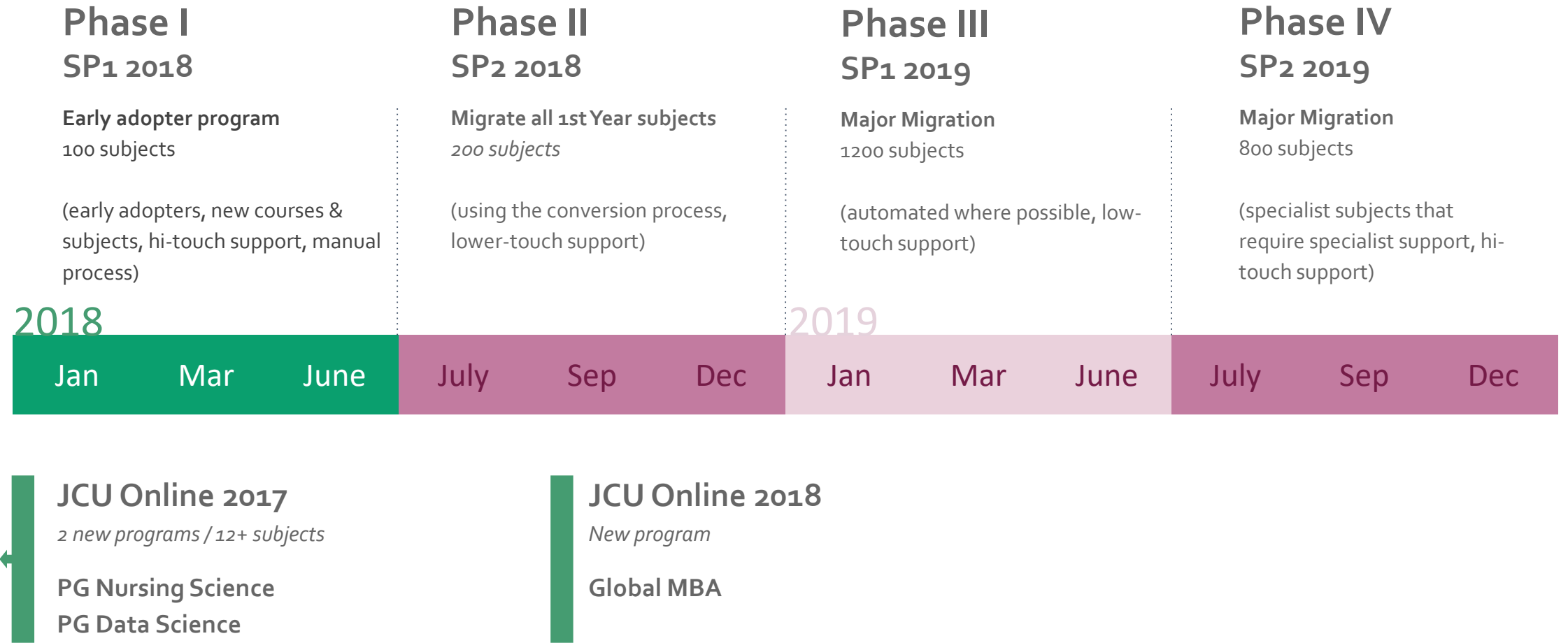


1. Merged two LMS tenancies and moved all subjects to SaaS, Ultra Base Nav, Hybrid 2018)
2. Digital first - 100% responsive design
3. Improve accessibility (WCAG 2.0)
4. Establish the JCU Digital Maturity Model
5. Migrate subjects that meet a Baseline Student Digital Experience
6. Integrating H5P, O365, Mediasite, PebblePad, Respondus, Studiosity, Epigeum, + publishers



Digitally enabled *Migration to new LMS*

Transformation Plan 2018-20



Introduced the JCU Digital Maturity Model with 3 distinct levels.

- **Baseline** - have adopted the Student Digital Experience and meet threshold standards
- **Accomplished** - well integrated digital experiences that enhance student learning through the use of engaging interactive activities and assessment practice
- **Exemplary** - deeply engages with blended learning standards across multiple dimensions (a considered and well crafted learning design)



Digital Maturity Model

Developmental approach

Standards, guides, templates and policies

Established Standards for Blended and Online Subject Design and a Blended Learning Policy.

The Policy outlined definitions and principles at a high level. The Standards were a set of grouped indicators - comprehensive but broad and designed as a guide and a reflective tool.

As a foundation, these informed the SDE.

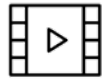




Subject Orientation



Learning Design



Media Content



Assessment



Communication



Support



Digital Self

Student Digital Experience (Baseline)



**Student Digital Experience: The Evolution
of Baseline Standards**

Friday 11.50am. Hilton Ballroom C

Transform Phase II

Your guide to working with the Transform team

SUBJECT

SUBJECT COORDINATOR

ONBOARDING

Orientation to Transform from July to October

Virtual Onboarding

(add link here)

Live Sessions

Townsville
Cairns



KICK START

Meet with the Transform team for a data-informed discussion of your migration priorities and support requirements.



- Subject Learning Analytics
- YourJCU survey data

Book with your calendar and invite transform@jcu.edu.au

ULTRA ESSENTIALS

Here you will find guides and resources to support you during your subject migration

SUBJECT CONVERSION

Preview your LearnJCU Original subject as it will appear in Ultra.



Original



Ultra Preview



Ultra Live Site

DISCOVERY SERIES

Professional learning for staff involved in the Ultra migration

Ultra - Getting started

Ultra - Collaborate

Ultra - Building subject sites

Ultra - Assessment and Feedback



For session dates in Cairns and Townsville visit www.jcu.edu.au/transform/discover



STUDENT DIGITAL EXPERIENCE (SDE)

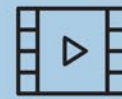
Consistency, accessibility, quality learning design and compliance with Government Legislation.



Subject Orientation



Learning Design




Media Content



Assessment



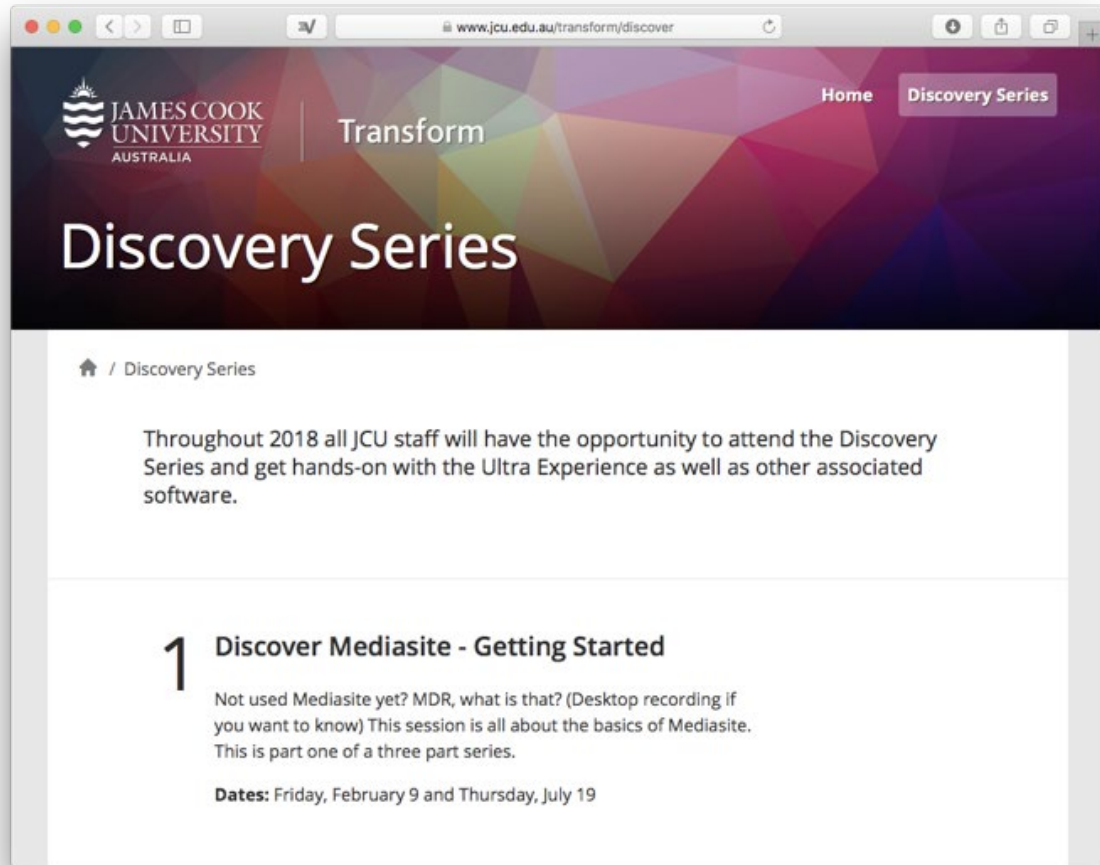
Communications



Support



Digital Self



Regular workshops provided throughout the year

- Discover Mediasite
- Discover Collaborate
- Discover Ultra
- Discover Respondus
- Discover ePortfolios
- Discover Mobile



Professional Learning

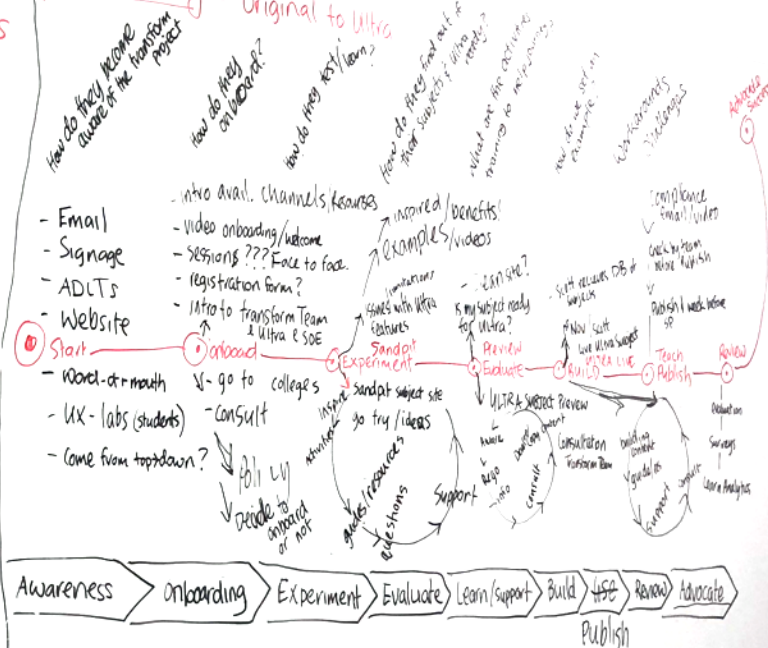
What are our objectives/goals to creating this subject site

- SDE - set an example
- Provide support - original to ultra
- Fully self-directed
- Break up content to small chunks for easy navigation
- Measure
- Experience being taught in ultra
- Move subjects from Original to Ultra**
- ability to use Ultra functions features & successfully teach
- Deliver information communication
- lead by example
- engagement

What are our transformers needs to helping us achieve our objectives/goals

- Clear, user centred guides
- One location/easy to find
- They need support
 - Transform Team
 - Learn Team
- Not time-poor, selective
- Timeframe - need someone nearby to help (scattered locations)
- Abilities
- Clarification of what is needed
- Traditional thinking
- lots of change - simple quick
- Time pressure
- Organisation or Subject website??
- How do we deliver material

User Journey - Original to Ultra



What are our objectives?

What are the transformers needs?

What is the User Journey?

subject site as experience, could subject site be more?

Ultra Essentials

The screenshot shows a web browser window with the URL https://learn.jcu.edu.au/ultra/courses/_96947_1/outline. The page title is "Ultra Essentials" for course "JCU02". The user is logged in as "Danny". The interface includes a sidebar with navigation icons, a "Details & Actions" panel on the left, and a main "Course Content" area. The "Details & Actions" panel includes links for "Roster", "Course is open", "Course Room", "Attendance", and "Announcements". The "Course Content" area lists several items, including "Student Introduction to Ultra", "One discussion board to rule them all", "Welcome", and "1. Building content".

Details & Actions

- Roster**
View everyone in your course
- Course is open**
Students can access this course
- Course Room**
Join session
- Attendance**
Mark attendance
- Announcements**
Create announcement

Course Content

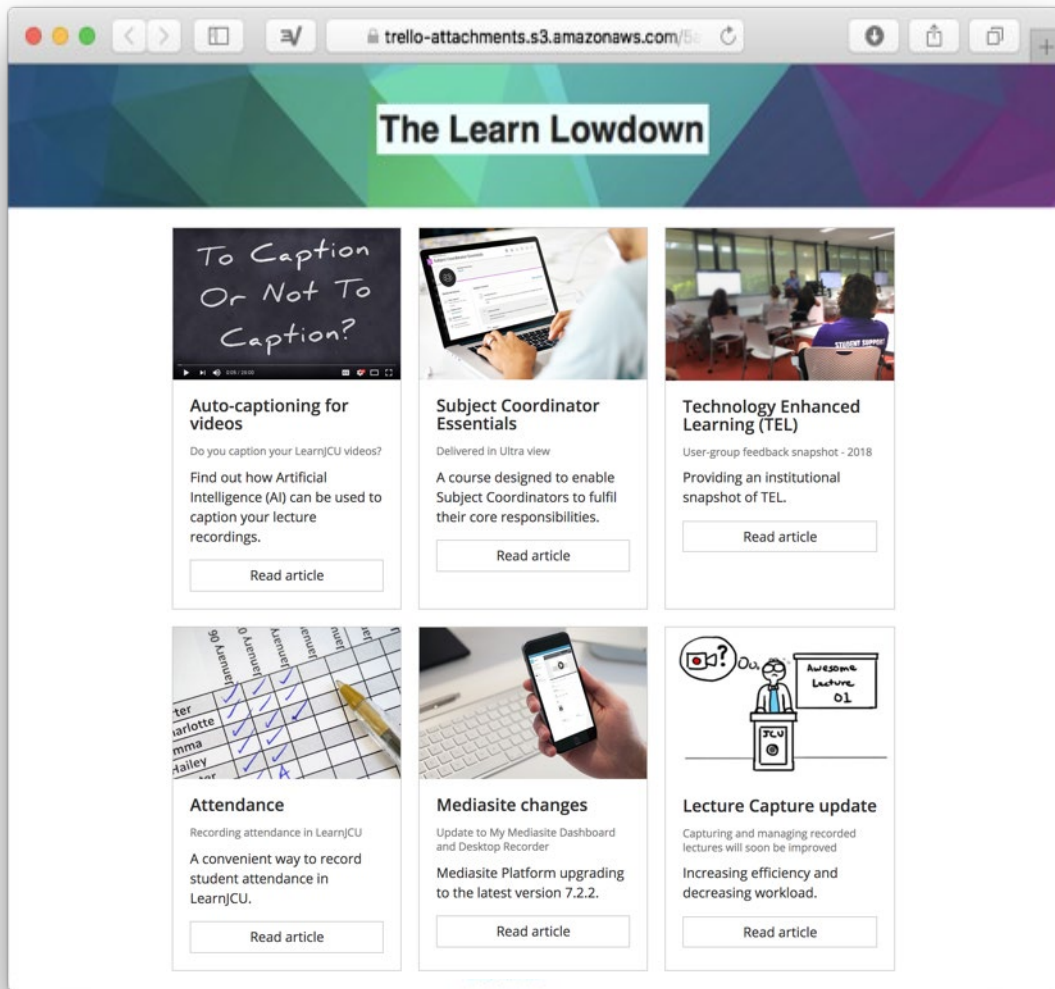
- Student Introduction to Ultra**
Hidden from students
An introduction to the ULTRA design from a student's perspective
- One discussion board to rule them all**
Hidden from students
This discussion board covers all topics relating to Ultra EssentialsIt is a place for people to come together, to:connect with other participants of the Digital Transformation Projectand share any resources or feedback that could help in ...
- Welcome**
Hidden from students
Welcome/Onboarding - About the Digital transformation Project - Why Ultra? - The Student Digital Experience and setting a baseline - Working with the Transform Team (Action Plan)
- 1. Building content**
Hidden from students
Quick tour of the interface - Your sandpit - Creating folders, documents and links - SCORM packages - Mediasite recordings - Readings - H5P

This view shows the contents of the "1. Building content" folder. It is marked as "Visible to students". The folder contains a list of items, each with a document icon, a title, and a "Visible to students" status.

1. Building content
Visible to students

Quick tour of the interface - Your sandpit - Creating folders, documents and links - SCORM packages - Mediasite recordings - Readings - H5P

- 1.1 Quick tour of Ultra**
Visible to students
- 1.2. Your Ultra Sandpit Site**
Visible to students
- 1.3. Folders, Documents, and Links in Ultra**
Visible to students
- 1.4. SCORM Packages in Ultra**
Visible to students
- 1.5. Mediasite Lecture Recordings**
Visible to students
- 1.6. Readings in Ultra**
Visible to students
- 1.7. H5P in Ultra ...coming soon**
Visible to students



- Monthly news
- LearnJCU updates and new features
- Subject exemplars
- Workshop announcements

Communications

Introduced the JCU Digital Maturity Model with 3 distinct levels.

- **Baseline** - have adopted the Student Digital Experience and meet threshold standards
- **Accomplished** - well integrated digital experiences that enhance student learning through the use of engaging interactive activities and assessment practice
- **Exemplary** - deeply engages with blended learning standards across multiple dimensions (a considered and well crafted learning design)

03 Exemplary

02 Accomplished

01 Baseline

ULTRA

Digital Maturity Model

Subject Orientation

Students will access the subject outline and the introductory recording to orientate themselves to the subject and to view subject details during the week prior to the study period commencing.



Learning Design

Students will engage with learning materials that are timely, accessible and inclusive; comply with legislative requirements; and purposefully designed to meet learning outcomes.





Media Content

Students will regularly engage with digital media, recordings and interactive activities to support their learning via the virtual learning environment (LearnJCU)



Grade Centre

Item Due Date Status

Item	Due Date	Status
Overall grade		
Presentation	7/09/2018 12:00 pm	65 to grade
Prac exam	12/10/2018 2:00 pm	65 to grade
Viva	26/10/2018 5:00 pm	65 to grade
Written exam	16/11/2018 5:00 pm	65 to grade
Assessment 3 - Statistical analysis	12/10/2018 12:00 am	8 to grade
	12/10/2018 12:00 am	7 to grade
	12/10/2018 12:00 am	20 to grade

Add Feedback

Q2. Confounding variables. You also could mention here that the researcher could minimise any confounding effects by having subjects of the same sex, of similar age, and fitness level. Each subject then must undergo the same fitness test under similar conditions.

Assessment

Students will use criteria or scales to guide creation of their assessment tasks and access Grade Centre to view assessment results. Where appropriate students will use online submission and receive feedback electronically.

The screenshot displays a university learning management system (LMS) interface. On the left is a navigation sidebar with the James Cook University logo and menu items: Institution Page, Danny Munnerley, Activity Stream, Subjects, Organisations, Calendar, Messages, Grades, Tools, Admin, and Sign Out. The main content area is divided into several sections:

- Persuasive Communication:** A message titled "Persuasive Communication" with 5 new messages. The content includes a greeting to students and a discussion prompt about confounding variables.
- Assessment 3 - Statistical analysis Add Feedback:** A pop-up window for providing feedback on an assessment question (Q2) regarding confounding variables.
- Discussions:** A section with three discussion forums:
 - News and announcements:** Visible to students. Description: "This discussion forum acts as a notice board where your tutor posts subject-wide news and announcements. Please check regularly. For communications specific to each week of a topic of a week, please refer to the discussion forums in the ..."
 - Assessment discussion:** Visible to students. Description: "This forum is reserved for discussions about assessment only. Please do not post content that unveils any aspect of the solutions to any piece of assessment in this subject."
 - Getting to know your classmates:** Visible to students. Description: "In this discussion, you will practice using the discussion tool while getting to better know your peers. It will also help your tutor to know your needs to support you more effectively. Feel free to comment on your classmates' posts if you feel ..."
- Subject Announcements:** A section with 4 posted announcements:
 - Assessment 4 (quiz) is now available:** Assessment 4 (Quiz) is now available. Instructions are g...
 - Quiz 1 due today:** This is a reminder that Quiz 1 is due today (11:59pm). Make sure you start it before 10:59pm, e...
 - Thursday Collaborate session is cancelled this week only:** We had to cancel the Alvaro's collaborate session this Thursday, due to laptop problems. Hopef...
 - Week 2 collaborate times:** Week 2 is an introduction to R. See the post by Glenn 16/07/18 @12:35pm in the Week 2 discus...
- Subject Room:** A section with a "Join session" dropdown menu showing options for "Subject Room" and "Tutor led Collaborate sessions". Below it, it shows "Announcements" with 4 posted and 4 total.

Communications

Students will engage in digital communication respectfully. Essential subject communication including announcements, emails, surveys, assessment information, and where appropriate to subject modes, staff-student and peer-peer interactions will be undertaken through the subject site.

Support

Students will have support for academic learning, technologies, careers and wellbeing via links to appropriate services and materials, and where appropriate subject-specific resources.



Common questions

Since the LearnJCU upgrade

Find out some of the most frequently asked questions reaching the Learning Environments team.

[Read article](#)

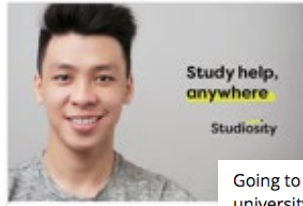


Going offline with the Blackboard App

Giving learners access to critical content anytime, anywhere

Breaking down the barriers

[Read article](#)



Studiosity

After hours online study help

At JCU we offer after hours online study support through Studiosity.

[Read article](#)

Going to uni isn't just about assignments and exams. At JCU we want your whole university experience to be a happy and healthy one – so tap into as many support services as you can and know your rights!

- Personal support +
- Academic support +
- Rights and responsibilities +
- Student Support Officers +
- Student feedback, representation, consultation and complaints +
- Australian Aboriginal and Torres Strait Islanders +
- Careers and employment +
- International students +
- Financial support +
- Safety and wellbeing -



LearnJCU has changed

Find out what's different.

Our learn environment has undergone a major upgrade.

[Read article](#)



LearnJCU has moved to SaaS

A behind the scenes change with big potential

Find out more about the move to SaaS and its benefits.

[Read article](#)




Looking back at LearnJCU

16 years of LMS history

The ever-changing face of LMS




Getting Started



Peer Assisted Study Sessions



grammar WRITING
ENGLISH
ACADEMIC LANGUAGE READING
VOCABULARY speaking
Develop Your English



Maths and Statistics

The Learning Centre

Services Available

Getting Started

Peer Assisted Study Sessions

Assignments

» Academic Integrity

Develop Your English

Maths and Statistics

Exams

Short Courses and

Work

Down

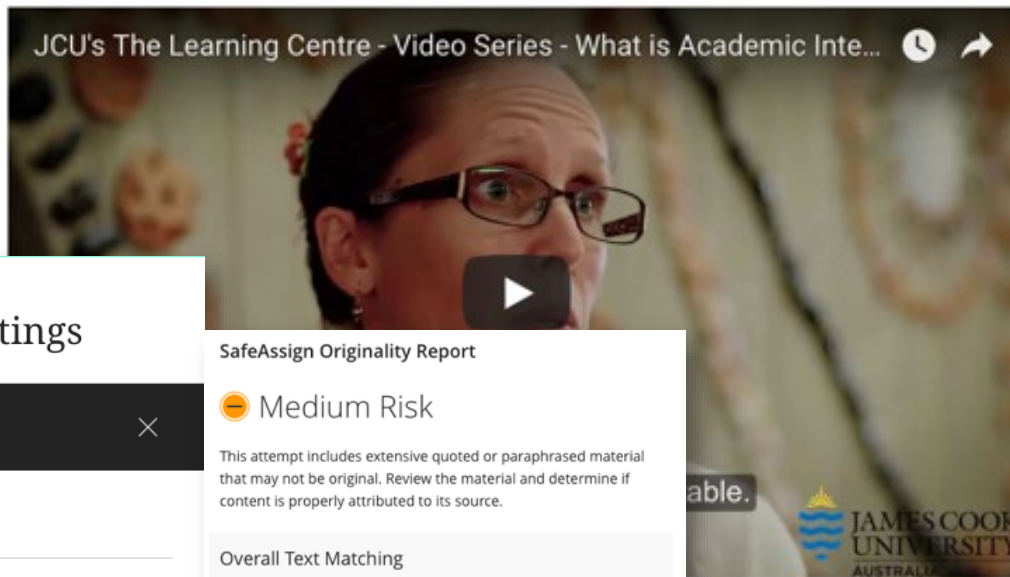
Book

Cont

What is Academic Integrity?

Academic integrity is the commitment to act ethically, with honesty, respect and fairness in creating and communicating information in an academic environment. This applies to both staff and students. In short, it means to produce original work and use other people's academic work with honesty and acknowledgement.

The opposite of this is academic misconduct. This is to act with dishonesty. Academic misconduct includes using another person's work without acknowledging the source (plagiarism), creating false data, or cheating on an exam. Academic misconduct carries serious penalties at JCU, including exclusion from the University.



Plagiarism check for quiz test

Assignment Settings

SafeAssign

Originality Report

- Check submissions for plagiarism with SafeAssign [Show more](#)
- Allow students to view the SafeAssign Originality Report for their attempts
- Exclude submissions from the institutional and Global Reference Databases

SafeAssign Originality Report

🟡 Medium Risk

This attempt includes extensive quoted or paraphrased material that may not be original. Review the material and determine if content is properly attributed to its source.

Overall Text Matching

Average Match	Highest Match
22%	22%
<small>Class Average: 22%</small>	<small>Submission_Text.html</small>

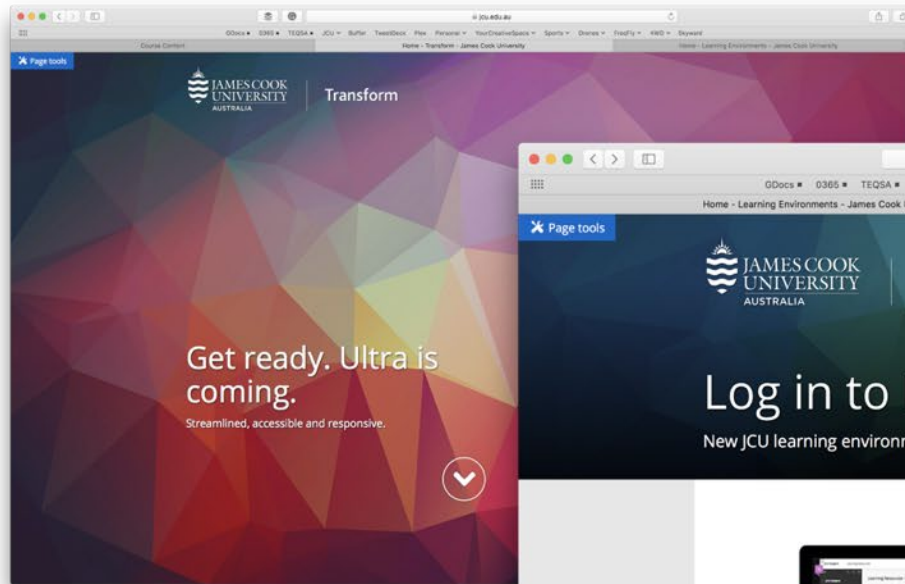
Originality Reports (1)

🟡 Question 1 Submission_Text.html 22%

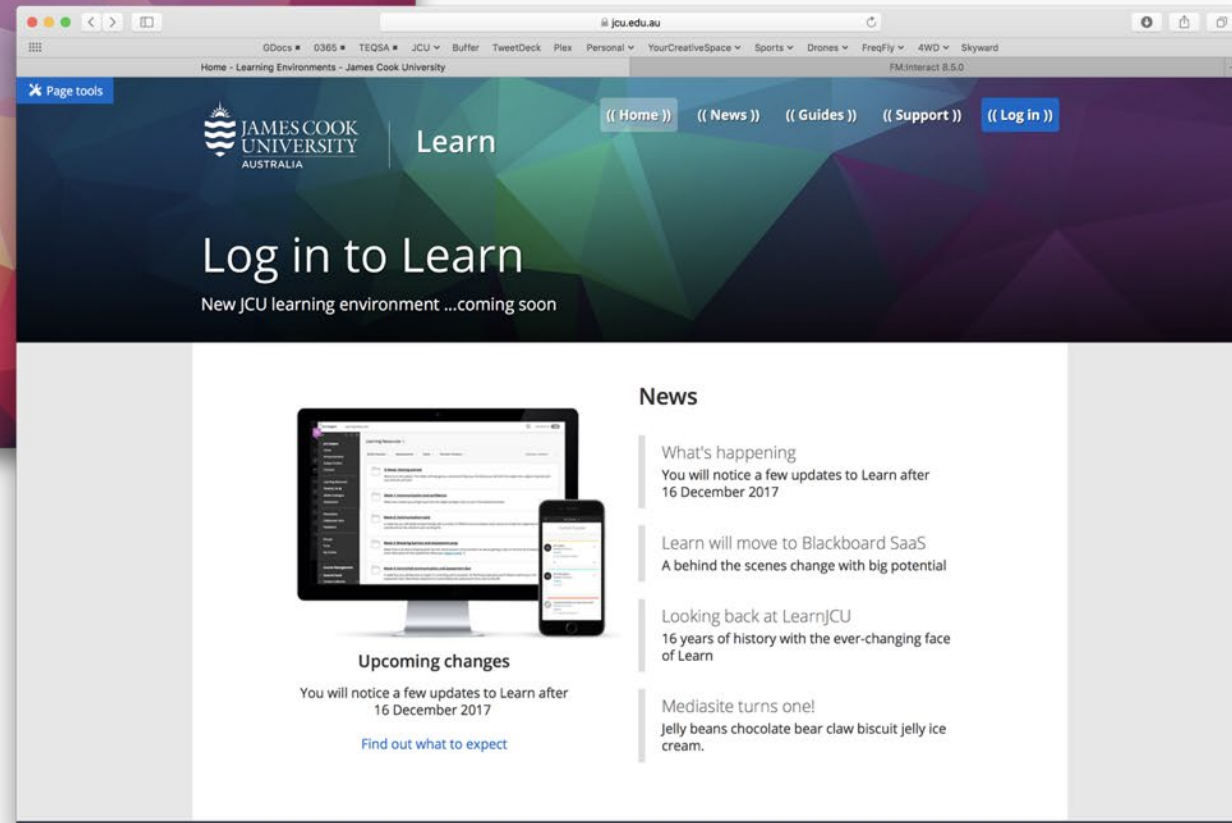
Digital Self

Students will engage ethically in learning activities including maintaining data privacy and confidentiality and satisfying academic integrity requirements. Students will develop an understanding of the digital self and maintain their online digital safety, security and reputation.

See our work



jcu.edu.au/transform



jcu.edu.au/learn

- ✓ Challenges and opportunities in transitioning to next generation learning environments
- ✓ Aligning new academic strategies with existing practice and culture
- ✓ What opportunities lie ahead for technology enhanced learning

Thank you

Danny.Munnerley@jcu.edu.au

